

## PRODUCT NAME:

# BIOLOGICAL PEST CONTROL WITH FLOWER FLY LARVAE EGGS IN CARDS



## PRODUCT DESCRIPTION:



### SHORT DESCRIPTION:

GREEN GUARDIA cards with flower fly larvae eggs are a natural and chemical-free solution for targeted support in the care of plants that are infested with sap-sucking pests.

The beneficial larvae hatch directly from the card and immediately start searching for pests such as aphids, thrips, spider mites or whiteflies.

They are simply placed near the infested plant – no spraying or mixing required. The larvae effectively and sustainably control the pests – completely harmless to people, pets and beneficial insects.

**NATURAL  
& CHEMICAL-FREE**

## AREAS OF APPLICATION:



### HOUSEPLANTS:

Ideal for aphids, thrips or spider mites in the home



### BALCONY PLANTS & PATIO PLANTS:

Ideal for pest infestations on terraces and balconies



### VEGETABLE & HERB GARDENS:

Especially for sensitive crops such as tomatoes, peppers, roses or herbs



### RAISED BEDS & FRUIT BEDS:

Natural protection for young and growing plants



### GREENHOUSES & POLYTUNNELS:

Effective control of sap-sucking pests in protected cultivation



### INDOOR GROWING & HYDROPONICS:

Gentle, residue-free pest control also in closed systems



### NURSERIES & GROWING AREAS FOR YOUNG PLANTS:

Especially important for tender, susceptible plants






## WHAT ARE FLOWER FLY LARVAE EGGS IN CARDS?

They are small cardboard cards on which the eggs of the flower fly (Chrysoperla carnea) are located. After a few days at the right temperature (usually 1–5 days), tiny flower fly larvae hatch from them, which immediately begin hunting aphids and other pests.



## WHY ARE THEY SO EFFECTIVE?

The flower fly larvae are real "all-rounders" among beneficial insects: They go through several active stages (approx. 2–3 weeks) and feed on numerous pests such as:

-  Aphids
-  Thrips larvae\*
-  Spider mite larvae\*
-  Whiteflies\*
-  Woolly aphids and many more

\* In case of severe infestations, we recommend combining with other beneficial insects such as predatory mites & Co.

## THE ADVANTAGES OF THE CARD FORMAT:

-  **Easy to use:**  
Easy to hang or place near the infested plant
-  **Targeted application:**  
The larvae hatch exactly where they are needed
-  **No residues & harmless:**  
No chemicals – safe for children, pets and beneficial insects
-  **Ideal for indoor rooms, balconies, greenhouses and gardens**



Flower fly larvae are particularly helpful in the case of acute infestations – and an environmentally friendly alternative to chemical plant protection products.

## ? IMPORTANT NOTES:

 **HOW QUICKLY DO THE LARVAE HATCH?**  
Usually within 1 to 5 days, depending on temperature and humidity.

 **CAN I ALSO USE THE CARDS OUTDOORS?**  
Yes – on balconies, terraces or in the garden. However, do not expose the cards to direct sunlight or heavy rain.

 **WHAT HAPPENS IF I DON'T SEE ANY LARVAE?**  
The larvae are very small (1–2 mm) and hide on the underside of leaves. Please allow some time for them to hatch and start looking for pests.

 **HOW LONG ARE THE LARVAE ACTIVE?**  
They feed for approx. 2–3 weeks and then pupate.

## FAQ



## APPLICATION:



### HANGING:

- Hang the cards directly after receiving them evenly on the plants, but not on the tips.
- Ideally, the cards should come into contact with the leaves.

1



2



### WAITING:

- The beneficial larvae hatch in the following days:
  - At 15 °C, hatching takes about 5–7 days.
  - At 20 °C, hatching takes about 2–3 days.



### SCRATCHED OFF DURING DELIVERY – ALREADY ON THE CARDS?

No reason to worry – the cards additionally contain food for the larvae, which serves as their first food.

## APPLICATION INSTRUCTIONS:



### IN CASE OF INFESTATION:

- 1 card is sufficient for 1 m<sup>2</sup> for 1–2 plants.



### PREVENTIVE:

- 1 card is sufficient for 2 m<sup>2</sup> for 2–3 plants.



## OPTIMAL CONDITIONS:



**TEMPERATURE:** At least 12 °C, ideally 18–28 °C.



**HUMIDITY:** Keep the plants slightly moist.



**EXPOSURE TIME:** At least 6 weeks, and do not use any chemical plant protection products during application.



**PLANT CARE:** See section **Aftercare**.

### STORAGE:



- Store in a cool place at 8–12 °C.
- Do not expose to freezing or direct sunlight.



#### NATURAL

100% biological and sustainable



#### CHEMICAL-FREE

No residues – safe for all



#### EFFECTIVE

Targeted control of pests



#### VERSATILE

Suitable for many plants and areas of use



#### ENVIRONMENTALLY FRIENDLY

Protects the environment and beneficial organisms



## IMPORTANT TIPS FOR AFTERCARE:



Flower fly larvae are extremely effective beneficial insects, but **not miracle cures**. For optimal development and reliable pest reduction, **your support is crucial**.



## WHAT YOU SHOULD DEFINITELY DO:



### Remove heavily infested plant parts in advance:

Cut back severely infested leaves or shoots to reduce the pest pressure and give the larvae a better start.



### Keep plants clean:

Remove dust, honeydew and old deposits so the larvae can move freely on the plants.



### Allow time to establish:

The eggs must first develop into larvae. The full effect is usually visible only after a few days.



### Do not use any sprays:

Avoid chemical or oil-based plant protection products, as these can harm the eggs and larvae.



### Monitor regularly:

Keep an eye on your plants and repeat the application if necessary, especially in case of heavy infestation.



Only with the **right application, good plant care** and a little **patience** can flower fly larvae fully unfold their potential.



#### NATURAL

100% biological and sustainable



#### CHEMICAL-FREE

No residues – safe for all



#### EFFECTIVE

Targeted control of pests



#### VERSATILE

Suitable for many plants and areas of use



#### ENVIRONMENTALLY FRIENDLY

Protects the environment and beneficial organisms



## SAFETY INSTRUCTIONS:



**Not suitable for consumption:** The cards and larvae are intended exclusively for biological pest control in plants.



**Keep away from children:** Even if the flower fly larvae are harmless, the cards should not get into children's hands.



**Avoid direct sunlight and moisture:** Excessive heat or humidity can damage the eggs or endanger the larvae.



**Do not store for long periods:** As these are living organisms, the cards should be used immediately after receiving them.



**Do not use chemical products at the same time:** Insecticides or plant protection products can impair or kill the effect of the flower fly larvae.



**Do not touch eyes or mucous membranes:** In case of contact with plant parts, wash your hands thoroughly.



**Biodegradable:** The cards are made of environmentally friendly material and can be disposed of with household waste after use.



**NOT HAZARDOUS – NOT A BIOCIDES – NO CHEMICAL ADDITIVES**



## MANUFACTURER & CUSTOMER SERVICE:



**Do you have questions about application or pest control?**



Contact us – we're happy to help!



Or visit our website for more information, products & orders: [www.greenguardia.de](http://www.greenguardia.de)



**GREEN GUARDIA – Naturally against pests**

Your expert for biological pest control

GREEN GUARDIA

a product of CuBeRo GmbH

